



FRIENDLY - Clasp non-dominant fist with dominant hand and rock formation like a handshake, move up and down slightly, twice



TOGETHER - Put index and middle finger together on both hands and hold out in front of chest pointing forward, tap twice



TO DRINK - Shape dominant hand as for holding a glass - tilt to mouth as for drinking.
(Natural gesture)



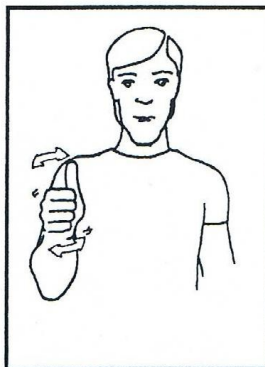
TO EAT - Close dominant fingertips onto ball of thumb. Tap formation on chin, twice.



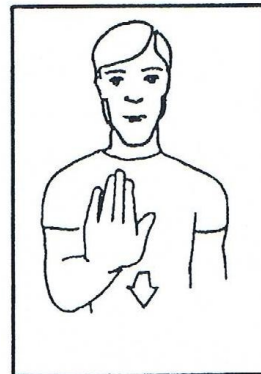
LEARN - Put index and middle finger together and hold against the side of the forehead, tap forehead twice



SAFE - hold out non-dominant hand with palm facing up, place dominant hand on other wrist with palm facing self, slowly slide up to shoulder



TO FINISH - Extend dominant thumb, fingers closed. Rock hand formation from side to side several times.



TO STOP - Move open dominant hand forward from shoulder height.



TOILET - Fingerspell "T" quickly, twice, index finger on edge of hand.



TO HELP - Place dominant hand into non-dominant hand, palms together - move formation forward.

CROMEhurst SPECIAL SCHOOL

8 Nelson Road, Lindfield NSW 2070
(Temporary School
5a Ronald St, Hornsby NSW 2077)

Phone: 9416 9293
Fax: 9416 1393
E-mail: cromehurst-s.school@det.nsw.edu.au
Website: www.cromehurst-s.schools.nsw.edu.au



Managing Challenging Behaviours — By Teaching and Rewarding Positive Behaviours



A brochure to help understand how
children learn positive behaviours.

PREPARED BY
CROMEhurst PBEL
TEAM, 2013

Cromehurst School is a Special School for students with intellectual disabilities.

We teach the students to behave appropriately and all students are expected to follow our school expectations.



Our Expectations

Cromehurst staff use these words to remind our students of the correct behaviours and reward them for achieving these expectations.



Cromehurst students are familiar with these expectations and understand when they are spoken to or being praised using these words with signs and visuals.

At school, staff teach the students what it means to **Learn Together**.




- Take turns and share
- Do your best
- Have a go
- Listen
- Work with others



The students learn to **Be Friendly** by understanding social rules and expectations.



- Cheer for others
- Appropriate Space
- Play together
- Be Polite



It is important to our students to learn to **Be Safe** across all different environments.



- Right Place, Right time
- Making good choices
- Ask for Help
- Follow instructions



Cromehurst staff explicitly teach these points, showing students what it looks like to e.g. **Be Safe** in all environments. They also use them in their daily routines and lessons to promote and practise these expectations.

The school expectations are not only useful for learning appropriate behaviours at school. They are also very relevant to the students at home and in the community.

It is important for our students to understand what it means to

Learn Together at home;

to **Be Friendly** when they are with friends and to **Be Safe** in the community when they go out with their families or other people. Reinforcing these expectations across all environments assists our students in learning social rules and appropriate behaviours in our society.



It may take some students longer periods of time to understand these teaching points and expectations, but visuals, repetition, verbal praise for positive behaviour and firmness in enforcing the expectations across all environments has proven to be beneficial to our students.

We strongly encourage everyone who works with our students to promote these valuable expectations everywhere they go!

